


Measuring for Your TV Cover

Height –Top to bottom (without the stand)
Measure from the top to the bottom of your TV, not including the stand. You are measuring the entire TV height—not just the screen—so include the frame area around the screen. Measure to ¼ of an inch.



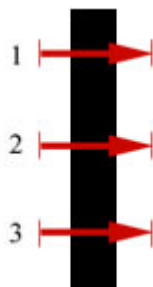
Your TV height: _____ Inches

Width –Left side to right side
Measure from the left to the right of your TV, including the frame area around the screen. Measure to ¼ of an inch.



Your TV width: _____ Inches

Depth –The Side View / Profile
Measure the depth of your TV, the distance from front to back. Depth can vary from top to bottom, so you are going to take three different depth measurements. Measure to ¼ of an inch.



Your TV depth

Top front to back: _____ Inches

Middle front to back: _____ Inches

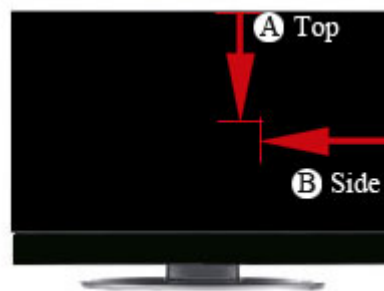
Bottom front to back: _____ Inches

Mounting –TV Back

Please make sure to measure **DOWN** as far as possible and **IN** as far as possible. You want the **MAXIMUM** coverage for your TV.

A) On the back of the TV measure how far **DOWN** you like the cover to go from the top of the TV.

B) On the back of the TV measure how far **IN** you like the cover to go from the sides of the TV.



Mounting Accommodations

A) Top-Down Measurement: _____ Inches

B) Side-In Measurement: _____ Inches